



Easter Do-A-Dot Activity Book



www.lemonandkiwidesigns.com

How Many Are There?



- 3 4 5



- 4 5 6



- 3 4 5




- 6 9 12


Easter Alphabet Spot-A-Dot

Color all the letters in the word 'Easter'


A grid of 48 circles, each containing a letter. The letters are arranged in 6 rows and 8 columns. The letters are: Row 1: G, E, T, X; Row 2: A, Q, R, G; Row 3: S, J, H, E; Row 4: W, I, A, S; Row 5: N, R, L, O; Row 6: E, T, P, A; Row 7: Z, B, S. The grid is decorated with various Easter-themed illustrations: a red tulip (row 1, col 2), a pink polka-dot egg (row 2, col 5), a yellow and pink butterfly (row 3, col 7), a yellow chick with a pink beak (row 4, col 2), a pink egg with white flowers (row 5, col 6), a basket of colorful eggs (row 6, col 1), a pink tulip (row 7, col 3), and a yellow chick on grass (row 7, col 7).



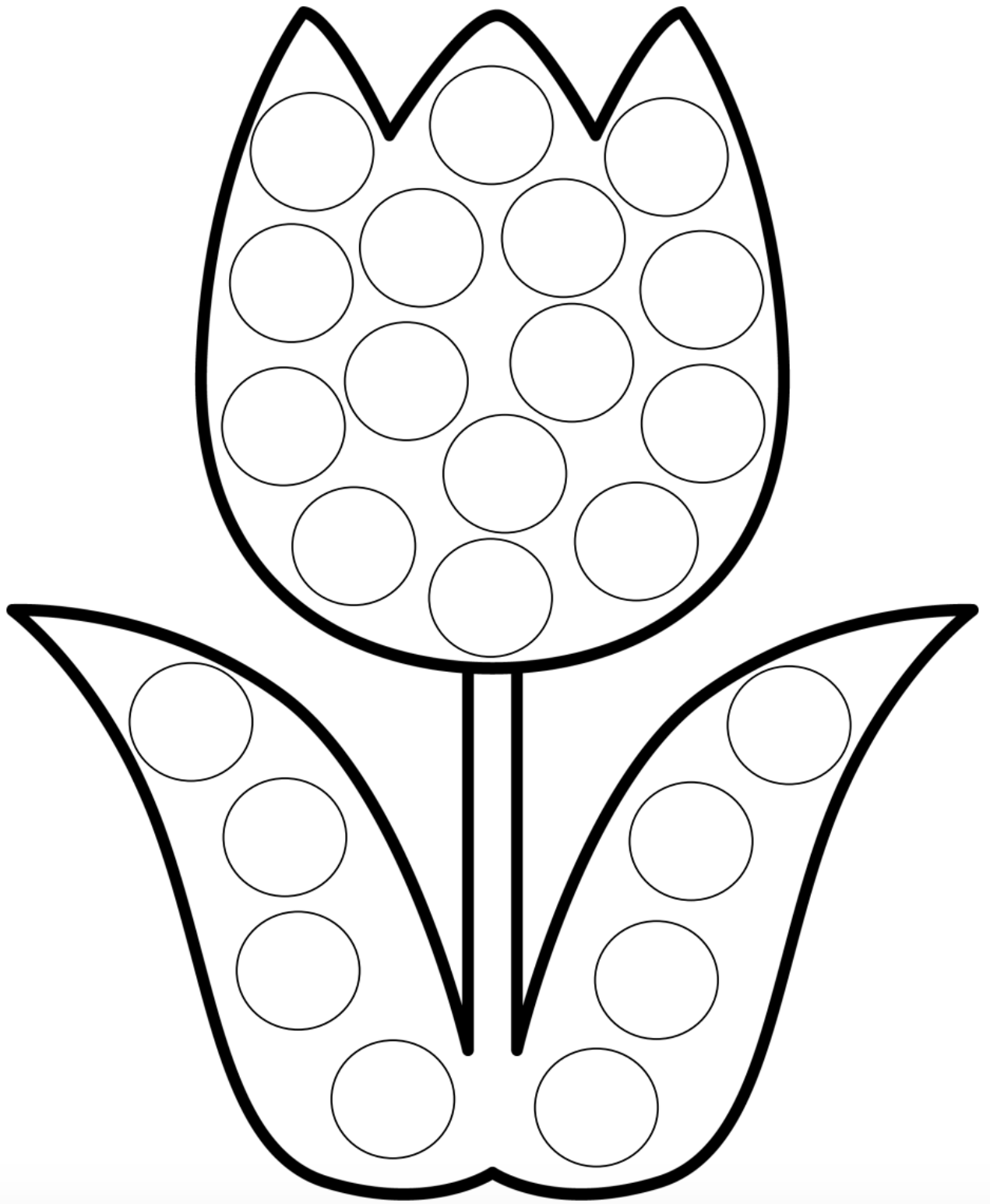
Easter Egg



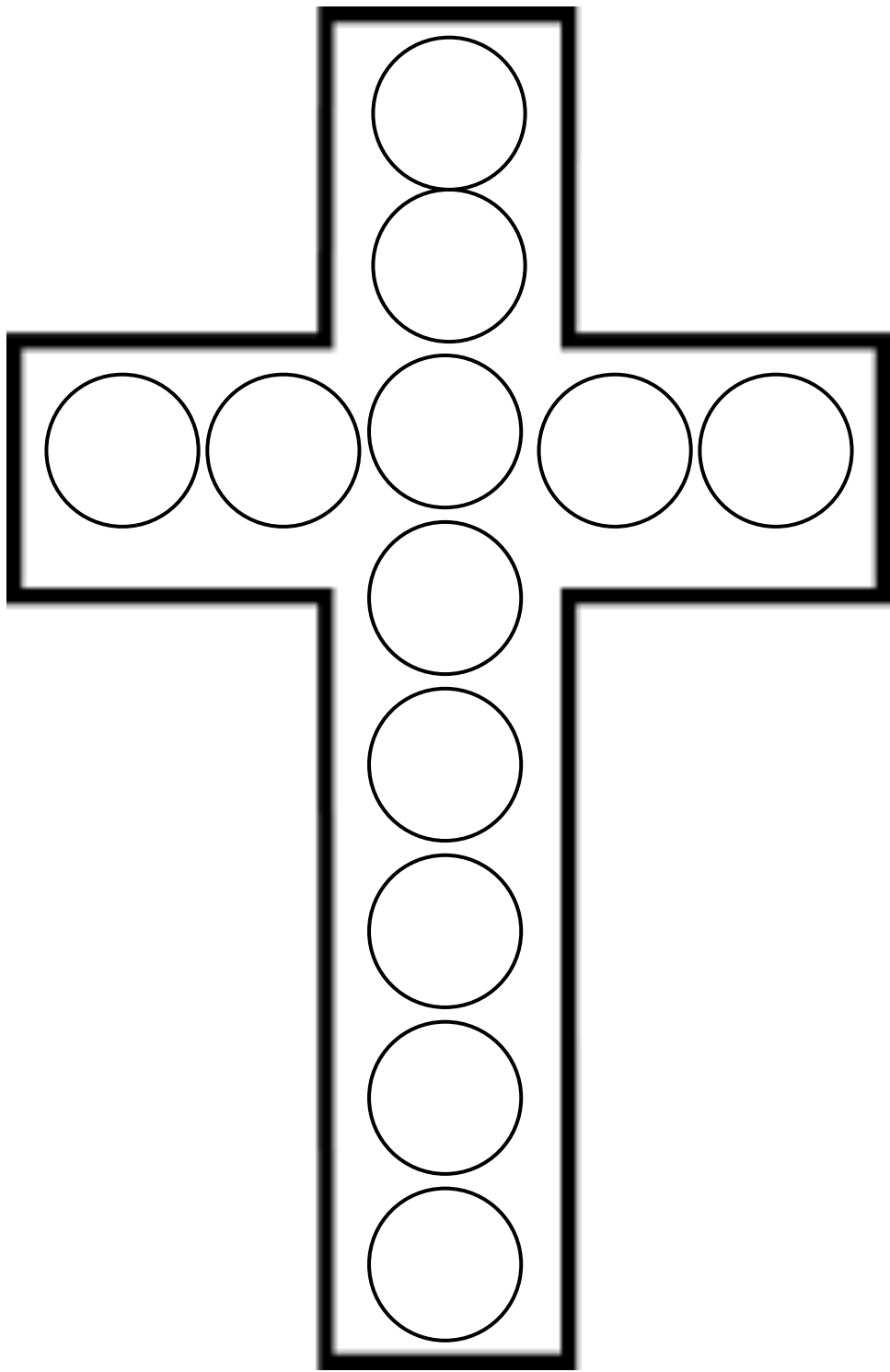
Chick



Easter Bunny



Tulip Flower



Cross



This free activity
book was designed by
Lemon & Kiwi Designs.