


# Halloween Literacy Book































[www.lemonandkiwidesigns.com](http://www.lemonandkiwidesigns.com)

Name: \_\_\_\_\_

# Ghostly Alphabet

Write the missing letters of the alphabet.

Name: \_\_\_\_\_

# ABC ORDER



Directions: Cut and paste the words in alphabetical order.

**A B C D E F G H I J K L M N O P Q R S T U V W X Y Z**

1.

2.

3.

4.

5.

6.

bat



witch



pumpkin



spider



ghost



web



© Ms. Makinson 2014



# Halloween Word Search with Riddle

Find the words in the Word Search. Color each word a different color. When you have found them all, go across the rows, and write the letters that are left on the lines below. This will give you an answer to the riddle.



ghost



mummy



cat



pumpkin



spider



bat



witch



vampire




skeleton

v	s	g	h	o	s	t	p
a	m	p	i	b	t	s	u
m	u	w	i	a	a	i	m
p	m	i	d	d	b	t	p
i	m	t	c	o	e	o	k
r	y	c	o	a	h	r	i
e	o	h	o	o	t	o	n
s	k	e	l	e	t	o	n

How did we know that the ghost was sad?

\_\_\_\_\_ !

Name: \_\_\_\_\_



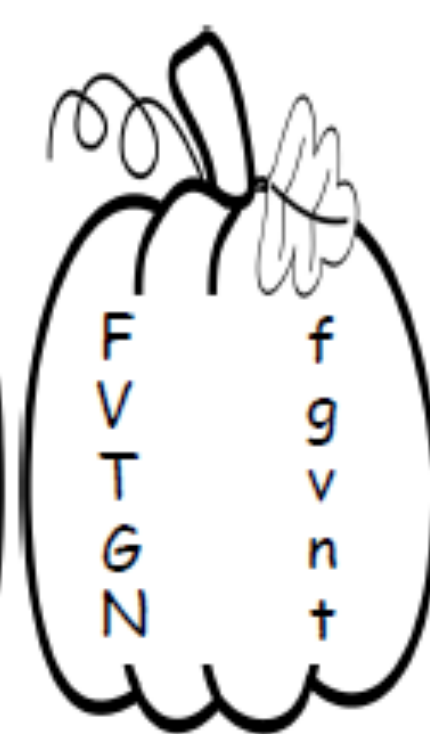
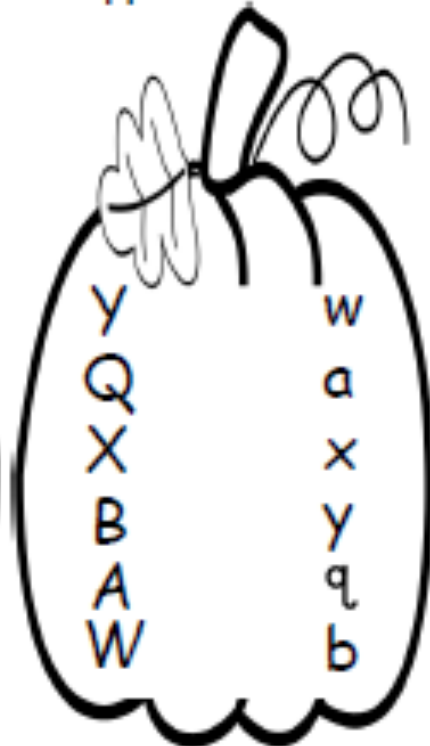



This Halloween, I  
want to dress up  
as \_\_\_\_\_.

Name \_\_\_\_\_

# Uppercase Lowercase Letter Match

Draw a line to match the uppercase letter to the lowercase letter.




©Terrific Teacher Stuff

Name: \_\_\_\_\_ Date: \_\_\_\_\_


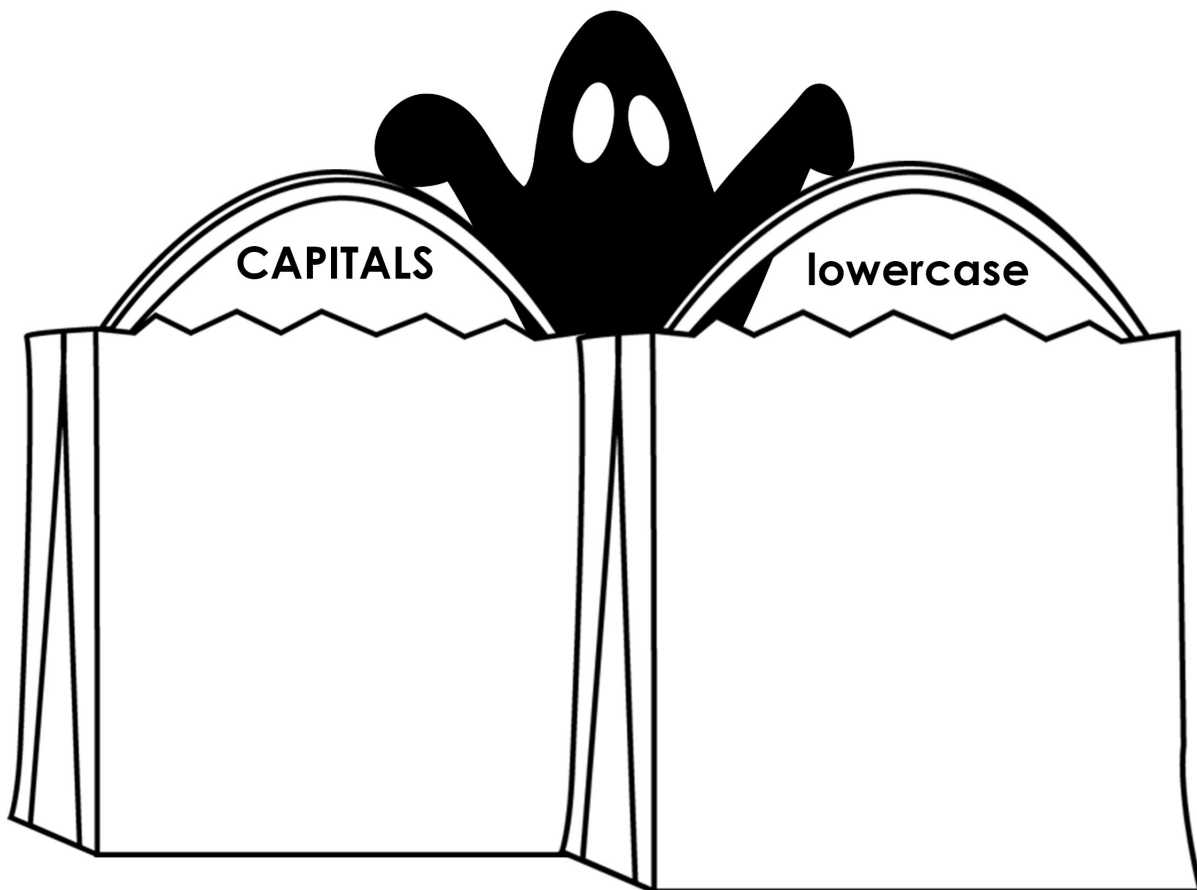
# PARTS OF SPEECH HALLOWEEN CANDY

DIRECTIONS: Color each candy piece according to the key.

nouns: orange verbs: purple adjectives: yellow adverbs: green



Cut and paste the letter sweets into the correct treat bags.





Name \_\_\_\_\_

# HALLOWEEN

## Word Scrambles

DIRECTIONS: Write the name for each picture on the dotted line using the scrambled letters.



idprse

.....



sthgo

.....



etsomnr

.....



hwcit

.....



ucodrnal

.....



tesahudnoheu

.....



umymm

.....



rmapvie

.....



kiupmpn

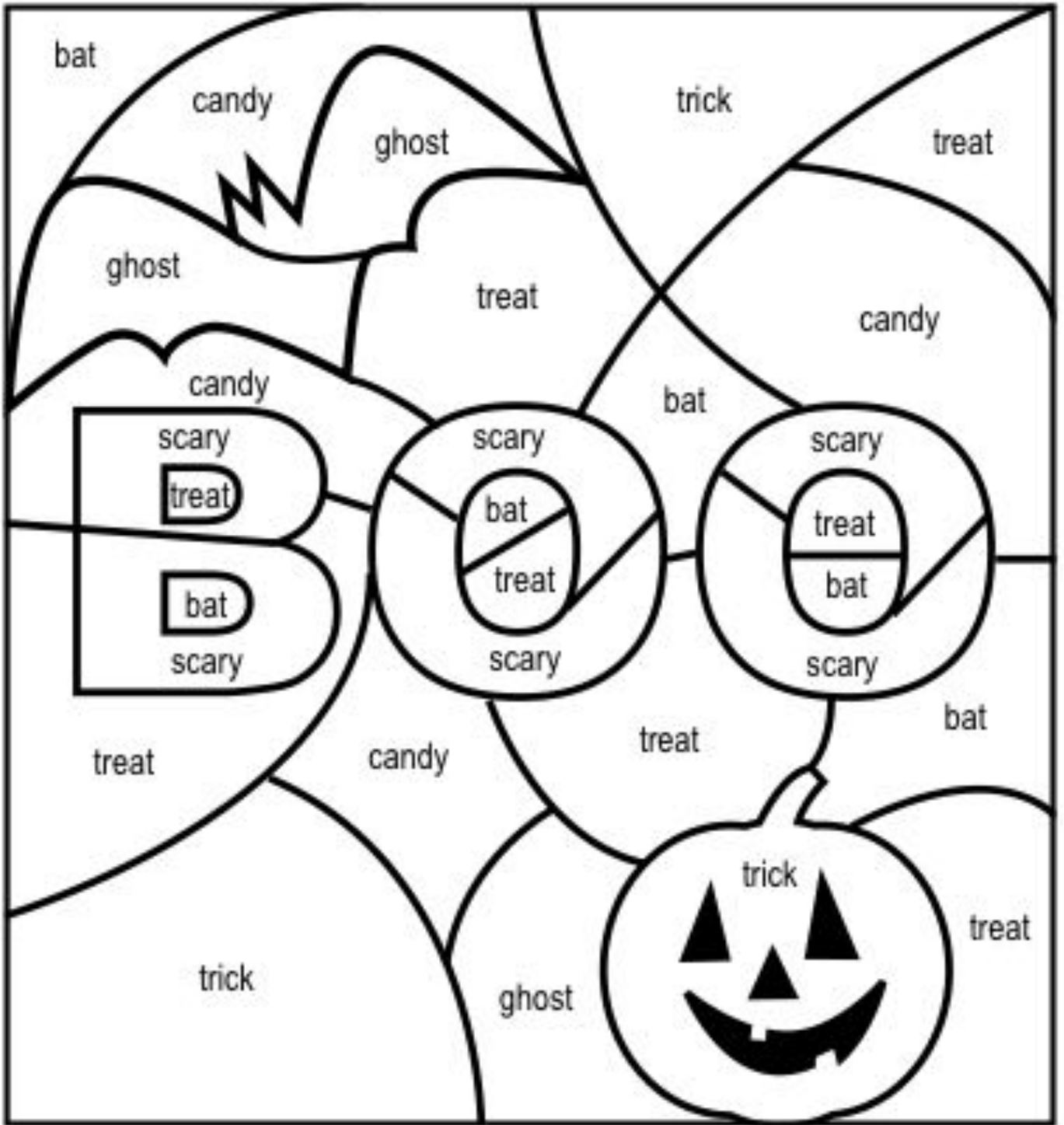
.....

Name: \_\_\_\_\_

## Color the Halloween Words

Color the words by the colors listed below.

scary=yellow ghost=blue bat=green trick=orange treat=purple candy=red



# LABEL IT!

Cut out the labels at the bottom of the page. Glue them under the correct picture.



[Empty dashed box for labeling]



[Empty dashed box for labeling]



[Empty dashed box for labeling]



[Empty dashed box for labeling]



[Empty dashed box for labeling]



[Empty dashed box for labeling]


spider	candy	jack-o-lantern
ghost	skull	cat

Name \_\_\_\_\_

# Matching Letter Pumpkins

Directions: Trace the lowercase letters. Cut and paste them next to the matching capital letter.

B




S




M



U




O




G



E



T






Name \_\_\_\_\_


# Pumpkin Patch

## Alphabet Match

Directions: Color and cut out the pumpkins. Paste them next to their matching capital letter.

B 


M 


H 

G 

I 

S 

E 

Y 

N 

T 

F 


R 






Name \_\_\_\_\_

Color and write the correct letter that has the beginning sound of each word.




\_\_\_\_\_ at

(b) (d) (y)




\_\_\_\_\_ host

(b) (g) (d)




\_\_\_\_\_ itch

(q) (w) (u)




\_\_\_\_\_ oon

(u) (t) (m)



\_\_\_\_\_ at

(d) (c) (k)



\_\_\_\_\_ pider

(z) (t) (s)

# Halloween

LO: to trace the words



pumpkin



bat



witch



ghost



spider web




Name \_\_\_\_\_

# Picking Pumpkins

## Numbers or Letters

Directions: Color the pumpkins. Cut and paste them in the wagons.



A Planning Playtime product. ©2017 by Amy Nelson. All rights reserved.



Name \_\_\_\_\_

Date \_\_\_\_\_

# Finish the Halloween Sentences

Complete each sentence using the picture as a clue.

1. I see the \_\_\_\_\_ .  
cat  
broom



2. I see the \_\_\_\_\_ .  
hat  
bat



3. I see the \_\_\_\_\_ .  
moon  
tree



4. I see the \_\_\_\_\_ .  
web  
bed



5. I see the \_\_\_\_\_ .  
pot  
bat




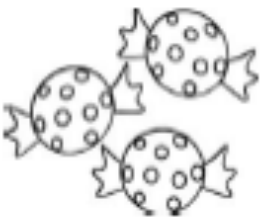







Name: \_\_\_\_\_



# Halloween Beginning Sound Practice

Color each picture. Then circle the  
beginning sound of the word.

 S D L	 T H A	 B T V
 C Y D	 N P I	 B G L
 B M W	 P V L	 M R Y

Name : \_\_\_\_\_

Date: \_\_\_\_\_

Look, listen, say and circle the correct sound.



v b w



sk sp sc



gh g c



b p m



sc sk sp




gr cl cr



sk sc sm



sm sc sk



dr tr br



# Halloween: Roll-A-Story



1st Roll Setting: Kind of night	2nd Roll Setting: Place	3rd Roll Character	4th Roll Problem
It was a spooky, foggy night	in an old abandoned school	a boogie man	was looking for ___ grade children to eat



On a cold, stormy night	on a pitch black country road	a one-eyed black cat	went on a hunt for students from _____
-------------------------	-------------------------------	----------------------	--



At midnight on the eve of Halloween	in creepy, dark cemetery	a 15-year old lost soul	wandered through the halls of my school
-------------------------------------	--------------------------	-------------------------	---



On a frightful night when the moon shone bright	in a haunted hotel	a pack of wild wolves	lived in the closet of my classroom
---	--------------------	-----------------------	-------------------------------------



40 years later, on Halloween night	deep in the foggy woods	an old, wrinkled witch	at a witch's brew made of eyes, fingers and toads
------------------------------------	-------------------------	------------------------	---



It all started one eerie, Halloween night	underneath my bed	a teacher with eyes in the back of her head	waited at the bus stop for misbehaving children
---	-------------------	---	---

# I can write Halloween words.

name \_\_\_\_\_

trick or treat



candy corn



jack-o-lantern



witch



ghost



spider



bat





# HALLOWEEN WORD SEARCH

S P I D E R S B K W N R A K B A T S  
 A U K G J A H K D G H K M A N A R D  
 S M N Z O M B I E K J G R H A D I S  
 A P N H W A Q M V L Y S R O A K C N  
 K K G O V A M P I R E B G A W A K P  
 K I J S F H A G X O W T E N I W O W  
 C N E T P P V R B P G H O S T M R G  
 O T G L K H A L L O W E E N C N T L  
 S C K N D G A O W I N G A K H W R W  
 T P T E B M A U K T J M K A S G E Z  
 U S O O F I M O N S T E R W F P A A  
 M F G O B A H T K T S J U Y F O T F  
 E S L M K E H N Y L E D Y L K E A M  
 D F M H A Y R E C A N D Y N S O A Q

- |              |                    |
|--------------|--------------------|
| 1. Candy     | 9. Haunted         |
| 2. Pumpkin   | 10. Monster        |
| 3. Vampire   | 11. Costume        |
| 4. Spiders   | 12. Trick or Treat |
| 5. Skeleton  | 13. Spooky         |
| 6. Ghost     | 14. Zombie         |
| 7. Halloween | 15. Bats           |
| 8. Witch     | 16. October        |



www.mintprintables.com

# Who's Coming to the Party?

We are having a Halloween party! The guest list has been written below but the vowels have disappeared from each of the names. Can you work out the name and write it on the line beside the letters?



- |                  |                 |
|------------------|-----------------|
| 1. Drcl _____    | 11. zmb _____   |
| 2. mnstr _____   | 12. wrlck _____ |
| 3. Frnkstn _____ | 13. mmy _____   |
| 4. wrwlf _____   | 14. ghst _____  |
| 5. skltn _____   | 15. ct _____    |
| 6. scrcrw _____  | 16. bt _____    |
| 7. vmpr _____    | 17. wtch _____  |
| 8. wzrd _____    | 18. dvl _____   |
| 9. spdr _____    | 19. trll _____  |
| 10. gbln _____   | 20. ln _____    |



# HALLOWEEN WORD SCRAMBLE

Cindy the Ghost is trying to unscramble the words in this haunted house. Unscramble them and write them in the space below.



1. \_\_\_\_\_

6. \_\_\_\_\_

2. \_\_\_\_\_

7. \_\_\_\_\_

3. \_\_\_\_\_

8. \_\_\_\_\_

4. \_\_\_\_\_

9. \_\_\_\_\_

5. \_\_\_\_\_

10. \_\_\_\_\_



Name \_\_\_\_\_

# HALLOWEEN COLOR BY SIGHT WORD

Directions: Color the picture according to the code.

a – Purple

in – Orange

with – Pink


of – Gray

at – Black

you – Yellow

they – Green

it – Blue



# Spooky Story Starter Cards

It was a dark stormy Halloween night, and my friends and I wanted to go trick or treating. We started to walk down the sidewalk.....



The black cat scurried across the field and jumped into the window of the old broken down house. You won't believe what happened next.....



The mad scientist was working in his lab. He mixed a drop of the green liquid into a bubbling beaker and...



The vampire was waking up one evening in his castle. He heard a knocking at the door. When he answered it...



One Halloween, I went Trick-or-Treating. I rang the doorbell of a house. When the door opened, you won't believe what I saw...



After Trick-or-Treating with my friends, I was sitting down at the kitchen table to look at my candy. All of a sudden.....





This free activity  
book was designed by  
Lemon & Kiwi Designs.